



# Course Outline

---

## CIW: Advanced HTML5 and CSS3 Specialist



Lesson



Practice test



Live-Lab

## Contents

1. Course Objective
2. Pre-Assessment
3. Exercises, Quizzes, Flashcards & Glossary  
    Number of Questions
4. Expert Instructor-Led Training
5. ADA Compliant & JAWS Compatible Platform
6. State of the Art Educator Tools
7. Award Winning Learning Platform (LMS)
8. Chapter & Lessons  
    Syllabus  
    Chapter 1: HTML5 Essentials  
    Chapter 2: Using Cascading Style Sheets (CSS) Technology  
    Chapter 3: Introduction to CSS Version 3 (CSS3)  
    Chapter 4: Using Advanced CSS3 Techniques  
    Chapter 5: Introduction to JavaScript  
    Chapter 6: JavaScript Events, Functions and Methods  
    Chapter 7: Using HTML5 APIs  
    Chapter 8: Developing HTML5 Forms  
    Chapter 9: Completing, Submitting and Validating User Input Forms  
    Chapter 10: Designing for Mobile Devices  
    Chapter 11: Appendix A: CIW Advanced HTML5 And CSS3 Specialist Objectives and Locations  
    Chapter 12: Appendix B: Web Developer Resources  
    Chapter 13: Appendix C: Works Consulted
- Videos and How To
- 9.

Practice Test

Here's what you get

Features

10. Live Labs

Lab Tasks

Here's what you get

11. Post-Assessment

## 1. Course Objective

Become a CIW certified Advanced HTML5 and CSS3 Specialist with the CIW Advanced HTML5 and CSS3 Specialist course. The study guide covers all the objectives of the 1D0-620 exam and provides essential HTML5, Cascading Style Sheets (CSS3), and JavaScript knowledge used in web development trifecta. The course helps in learning the skills for creating web pages that easily adapt to smartphones, tablets, gaming devices and smart TVs, as well as to traditional PCs. The cert guide offers exam prep techniques to strengthen your knowledge in the exact areas by providing hands-on learning with the real-world scenarios.

## 2. Pre-Assessment

Pre-Assessment lets you identify the areas for improvement before you start your prep. It determines what students know about a topic before it is taught and identifies areas for improvement with question assessment before beginning the course.


## 3. Quizzes

Quizzes test your knowledge on the topics of the exam when you go through the course material. There is no limit to the number of times you can attempt it.

284  
QUIZZES

## 4. Flashcards

Flashcards are effective memory-aiding tools that help you learn complex topics easily. The flashcard will help you in memorizing definitions, terminologies, key concepts, and more. There is no limit to the number of times learners can attempt these. Flashcards help master the key concepts.



## 5. Glossary of terms

uCertify provides detailed explanations of concepts relevant to the course through Glossary. It contains a list of frequently used terminologies along with its detailed explanation. Glossary defines the key terms.



## 6. Expert Instructor-Led Training

uCertify uses the content from the finest publishers and only the IT industry's finest instructors. They have a minimum of 15 years real-world experience and are subject matter experts in their fields. Unlike a live class, you can study at your own pace. This creates a personal learning experience and gives you all the benefit of hands-on training with the flexibility of doing it around your schedule 24/7.

## 7. ADA Compliant & JAWS Compatible Platform

uCertify course and labs are ADA (Americans with Disability Act) compliant. It is now more accessible to students with features such as:

- Change the font, size, and color of the content of the course
- Text-to-speech, reads the text into spoken words
- Interactive videos, how-tos videos come with transcripts and voice-over
- Interactive transcripts, each word is clickable. Students can clip a specific part of the video by clicking on a word or a portion of the text.

JAWS (Job Access with Speech) is a computer screen reader program for Microsoft Windows that reads the screen either with a text-to-speech output or by a Refreshable Braille display. Student can easily navigate uCertify course using JAWS shortcut keys.

## 8. State of the Art Educator Tools

uCertify knows the importance of instructors and provide tools to help them do their job effectively. Instructors are able to clone and customize course. Do ability grouping. Create sections. Design grade scale and grade formula. Create and schedule assignments. Educators can also move a student from self-paced to mentor-guided to instructor-led mode in three clicks.

## 9. Award Winning Learning Platform (LMS)

uCertify has developed an award winning, highly interactive yet simple to use platform. The SIIA CODiE Awards is the only peer-reviewed program to showcase business and education technology's finest products and services. Since 1986, thousands of products, services and solutions have been recognized for achieving excellence. uCertify has won CODiE awards consecutively for last 5 years:

- 2014

1. Best Postsecondary Learning Solution

• **2015**

1. Best Education Solution
2. Best Virtual Learning Solution
3. Best Student Assessment Solution
4. Best Postsecondary Learning Solution
5. Best Career and Workforce Readiness Solution
6. Best Instructional Solution in Other Curriculum Areas
7. Best Corporate Learning/Workforce Development Solution

• **2016**

1. Best Virtual Learning Solution
2. Best Education Cloud-based Solution
3. Best College and Career Readiness Solution
4. Best Corporate / Workforce Learning Solution
5. Best Postsecondary Learning Content Solution
6. Best Postsecondary LMS or Learning Platform
7. Best Learning Relationship Management Solution

• **2017**

1. Best Overall Education Solution
2. Best Student Assessment Solution
3. Best Corporate/Workforce Learning Solution
4. Best Higher Education LMS or Learning Platform

• **2018**

1. Best Higher Education LMS or Learning Platform
2. Best Instructional Solution in Other Curriculum Areas
3. Best Learning Relationship Management Solution

## 10. Chapter & Lessons

uCertify brings these textbooks to life. It is full of interactive activities that keeps the learner engaged. uCertify brings all available learning resources for a topic in one place so that the learner can efficiently learn without going to multiple places. Challenge questions are also embedded in the chapters so learners can attempt those while they are learning about that particular topic. This helps them grasp the concepts better because they can go over it again right away which improves learning.

Learners can do Flashcards, Exercises, Quizzes and Labs related to each chapter. At the end of every lesson, uCertify courses guide the learners on the path they should follow.

### Syllabus

#### Chapter 1: HTML5 Essentials

- Introduction to HTML5 and CSS3
- Migration to Mobile Devices
- The Web Development Trifecta
- The Evolution of HTML5
- HTML5 Structure Elements
- Validating HTML5 Code
- The <video> Element
- The <audio> Element



- HTML5 APIs
- Optional Lab
- Lesson Summary

## Chapter 2: Using Cascading Style Sheets (CSS) Technology

- Cascading Style Sheets (CSS)
- Style Guides
- CSS and HTML
- CSS Terms and Syntax
- Applying CSS Styles
- Page Layout with CSS
- CSS Positioning Schemes
- The CSS Box Model
- Optional Lab
- Lesson Summary

## Chapter 3: Introduction to CSS Version 3 (CSS3)

- Introduction to CSS3

- CSS3 Selectors and Properties
- CSS3 Background Properties
- CSS3 Border Properties
- CSS3 Font Properties
- CSS3 Text Effects
- Optional Lab
- Lesson Summary

#### Chapter 4: Using Advanced CSS3 Techniques

- Introduction to Advanced CSS3 Techniques
- CSS3 2D and 3D Transformations
- CSS3 Transitions
- CSS3 Animations
- CSS3 User Interfaces
- Creating Menus and Buttons with CSS3
- Optional Lab
- Lesson Summary

## Chapter 5: Introduction to JavaScript

- HTML5 and JavaScript
- Introduction to Scripting
- JavaScript Characteristics
- JavaScript vs. Other Languages
- Embedding JavaScript into HTML5 Documents
- JavaScript and Common Programming Concepts
- Objects, Properties and Methods
- Variables
- Expressions and Operators
- Optional Lab
- Lesson Summary

## Chapter 6: JavaScript Events, Functions and Methods

- User Events and JavaScript Event Handlers
- Introduction to JavaScript Functions
- Defining a Function

- Calling a Function
- Methods as Functions
- Errors In JavaScript
- Optional Lab
- Lesson Summary

## Chapter 7: Using HTML5 APIs

- Introduction to HTML5 APIs
- Document Object Model (DOM)
- Common HTML5 APIs
- The Canvas API
- The Offline AppCache API
- The Geolocation API
- The Drag-and-Drop API
- The File API
- The History API
- Retrieving Data with XMLHttpRequest
- Manipulating Data with jQuery

- Optional Lab
- Lesson Summary

## Chapter 8: Developing HTML5 Forms

- Introduction to HTML5 Forms
- Cross-Browser Compatible HTML5 Forms
- HTML5 Form Input Types
- New Form Elements in HTML5
- HTML5 Global Attributes for Form Elements
- Optional Lab
- Lesson Summary

## Chapter 9: Completing, Submitting and Validating User Input Forms

- Improving Forms with HTML5
- HTML5 Attributes for the <form> Element
- HTML5 Attributes for the <input> Element
- Submitting Forms with the <button> Element
- Concepts and Techniques for Validating User Input

- Validating User Input with HTML5 Attributes
- Validating User Input with JavaScript
- Optional Lab
- Lesson Summary

## Chapter 10: Designing for Mobile Devices

- Introduction to Mobile Design
- Mobile Web Sites vs. Mobile Apps
- Designing Web Sites for Mobile Devices
- Page Layout for Mobile Devices
- Navigation and Hyperlinks for Mobile Devices
- Images and Mobile Design
- Validating and Testing Mobile Web Pages
- Responsive Web Design
- Lesson Summary

Chapter 11: Appendix A: CIW Advanced HTML5 And CSS3 Specialist Objectives and Locations

Chapter 12: Appendix B: Web Developer Resources

- A List Apart: For People Who Make Web Sites
- W3Schools
- HTML Goodies: The Ultimate Web Resource
- Yahoo! List of Site Development Resources
- HTML5 Rocks: A Resource for Open Web HTML5 Developers

### Chapter 13: Appendix C: Works Consulted

## Videos and How To

uCertify course includes videos to help understand concepts. It also includes How Tos that help learners in accomplishing certain tasks.

10

VIDEOS

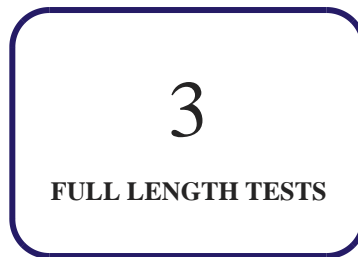
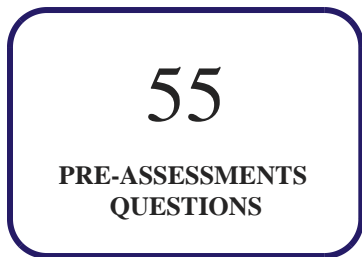
26

MINUTES

## 11. Practice Test

uCertify provides full length practice tests. These tests closely follow the exam objectives and are designed to simulate real exam conditions. Each course has a number of test sets consisting of hundreds of items to ensure that learners are prepared for the certification exam.

## Here's what you get



## Features

### Full Remediation

Each question comes with detailed remediation explaining not only why an answer option is correct but also why it is incorrect.

### Unlimited Practice

Each test can be taken unlimited number of times until the learner feels they are prepared. Learner can review the test and read detailed remediation. Detailed test history is also available.

### Learn, Test and Review Mode

Each test set comes with learn, test and review modes. In learn mode, learners will attempt a question and will get immediate feedback and complete remediation as they move on to the next question. In test mode, learners can take a timed test simulating the actual exam conditions. In review mode, learners can read through one item at a time without attempting it.

## 12. Live Labs



Live-Lab is a real computer equipment, networked together and conveniently accessible over the internet using virtualization. A live-lab has equipments such as a computer, server, switch or router in it that a user is free to configure.

The benefits of live-labs are:

- Exam based practical tasks
- Real equipment, absolutely no simulations
- Access to the latest industry technologies
- Available anytime, anywhere on any device
- Break and Reset functionality
- No hardware costs

## Lab Tasks

**HTML5 Essentials**

**Using Cascading Style Sheets (CSS) Technology**

**Introduction to CSS Version 3 (CSS3)**

**Using Advanced CSS3 Techniques**

**Introduction to JavaScript**

**JavaScript Events, Functions and Methods**

**Using HTML5 APIs**

**Developing HTML5 Forms**

**Completing, Submitting and Validating User Input Forms**

**Designing for Mobile Devices**

**Appendix A: CIW Advanced HTML5 And CSS3 Specialist Objectives and Locations**

**Appendix B: Web Developer Resources**

**Appendix C: Works Consulted**

**Here's what you get**

## 13. Post-Assessment

After completion of the uCertify course Post-Assessments are given to students and often used in conjunction with a Pre-Assessment to measure their achievement and the effectiveness of the exam.

Have Any Query? We Are Happy To Help!

### GET IN TOUCH:

■ Call: +1-415-763-6300

■ Email: [sales@ucertify.com](mailto:sales@ucertify.com)

■ [www.ucertify.com](http://www.ucertify.com)